

Stellana Power

Resilient Tire

Solid resilient rubber tire with a three-layer construction that includes a rigorous tread layer.



Key Attributes

- Three-layer construction
- Super wear resistance characteristics
- Super drive comfort
- Good lateral stability with premium tread pattern
- Excellent heat dissipation



Stellana Power™ for Aggressive Applications

This premium resilient tire is engineered to excel under the most demanding forklift truck applications. The tread is built to handle rough terrain while the elastic cushion provides balance, low rolling resistance, and reduced heat build-up.

Key Attributes

- High performance, aggressive tread pattern reduces chunking and tearing in indoor and outdoor applications.
- Superior traction and wear resistance in all seasons.
- Cushion layer ensures low rolling resistance and heat buildup.
- The extremely hard base is reinforced by steel beads for added strength, flexibility, and to prevent rotation on the rim.
- Wider profile offers increased lateral stability.
- Available in both black and non-marking options.



Durable three-layer construction



Lock



Standard

Available Tire Sizes

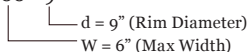
No	Tire Size	Rim Size	Approx. Tire Qty. Per 20' FCL	Tire Dimensions			ETRTO Standards - Load Capacity (Kg)				
				Tread Width mm	Overall width mm	Overall Diameter (+/- 2%) mm	Counter Balanced Lift Trucks		Other Vehicles Up to ...		
							Up to 25 km/h		25 km/h	10 km/h	6 km/h
							Load Wheels	Steering Wheels			
1	4.00-8	3.00D-8	1600	92	106	402	950	730	730	860	950
2	15x4 1/2 -8	3.00D-8	1900	100	112	380	1040	800	800	945	1040
3	5.00-8	3.00D-8	1060	110	126	457	1415	1090	1090	1285	1415
4	5.00-8	3.25I-8	1060	110	126	457	1415	1090	1090	1285	1415
5	16x6-8	4.33R-8	1200	130	147	418	1495	1150	1150	1360	1495
6	18x7-8	4.33R-8	900	140	156	453	2145	1650	1650	1945	2145
7	140/55-9	4.00E-9	1400	116	132	378	1170	900	900	1060	1170
8	6.00-9	4.00E-9	700	125	145	525	1885	1450	1450	1710	1885
9	21x8-9	6.00E-9	650	162	182	518	2755	2120	2120	2500	2755
10	6.50-10	5.00F-10	520	143	162	576	2340	1800	1800	2125	2340
11	200/50-10	6.50F-10	900	178	192	456	2470	1900	1900	2240	2470
12	23x9-10	6.50F-10	400	172	196	581	3445	2650	2650	3125	3445
13	7.00-12	5.00S-12	375	152	172	646	2920	2240	2240	2645	2920
14	23x10-12	8.00G-12	300	218	234	575	3770	2900	2900	3420	3770
15	27x10-12	8.00G-12	265	212	234	673	3900	3000	3000	3540	3900
16	315/45-12	10.00G-12	320	255	286	573	4485	3450	3450	4070	4485
17	7.00-15	5.5-15	300	152	178	720	3545	2725	2725	3215	3545
18	8.25-15	5.5-15	160	182	208	808	4750	3650	3650	4300	4750
19	8.25-15	6.5-15	160	182	208	808	4750	3650	3650	4300	4750
20	*28x9-15	7.0-15	285	196	216	685	3900	3000	3000	3540	3900
21	250-15	7.0-15	220	197	221	711	4745	3650	3650	4310	4745
22	250-15	7.5-15	220	197	221	711	4745	3650	3650	4310	4745
23	300-15	8.0-15	150	222	253	815	5850	4500	4500	5310	5850
24	**28x12.5-15	9.75-15	130	272	293	686	5690	4375	4375	5165	5690
25	355/65-15	9.75-15	130	260	292	813	7800	6000	5450	6430	7085
26	10.00-20	7.0-20	80	232	265	1020	6000	5000	5000	5450	6000
27	10.00-20	7.5-20	80	232	265	1020	6000	5000	5000	5450	6000
28	10.00-20	8.0-20	80	232	265	1020	6000	5000	5000	5450	6000
29	12.00-20	8.0-20	70	231	281	1090	7560	6300	6300	6865	7560
30	12.00-20	8.5-20	70	231	281	1090	7560	6300	6300	6865	7560

*28 x9-15 = 8.15-15 | **28x12.5-15 = 355/45-15

Normal & lock versions are available for all sizes except 10.00-20 and 12.00-20 sizes (Only normal rim versions are available for 10.00-20 and 12.00-20)

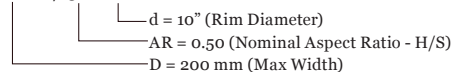
Regular Tires

6.00 - 9



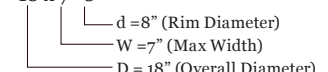
Wide Tires (High Section Width)

200 / 50 - 10



Wide Tires

18 x 7 - 8



STELLANA.COM | INFO@STELLANA.COM

No: 371, Colombo Road, Bokundara, Piliyandala, PC 10300, Sri Lanka
PHONE: +94 11 4212722 | FAX: +94 11 2518525